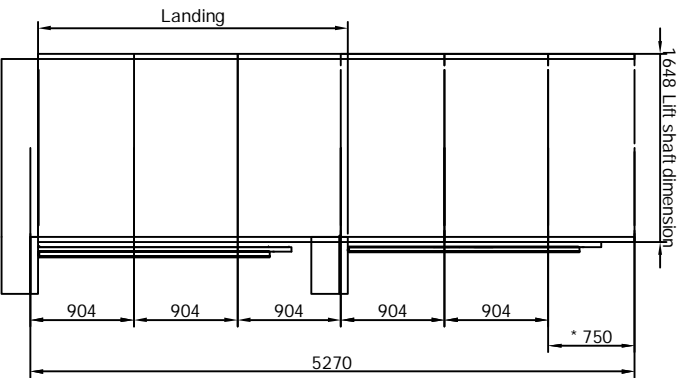
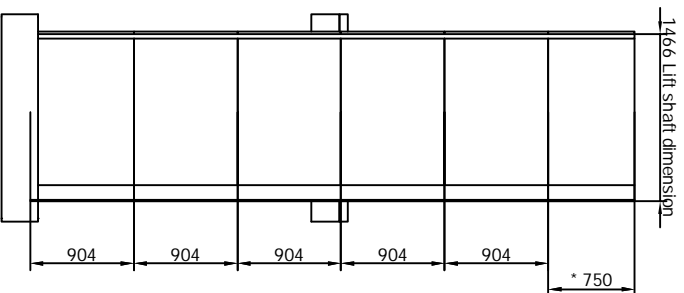


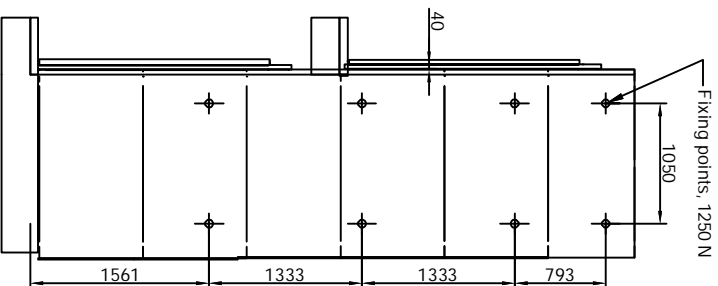
A



B

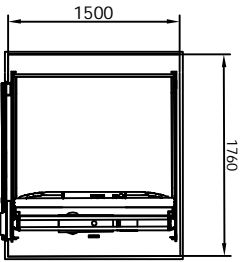


C

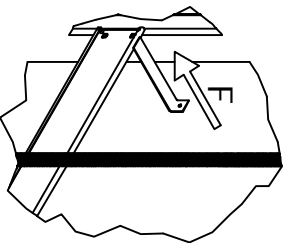


D

Shaft cutout sizes



Loads per fixing point, $F=1250$ N



Important note:
 *Generic drawing to be used for quotes
 *Specific drawing will be supplied upon order

Approved by builder:		KALEA IK	Tender no	Principal drawing A4 Cabina S - 1100*1400		
European view placement			Order no		Shaft drawing Generic drawing, single entry	
3	2	1	Gen. Tolerances SS-ISO 27681-1 m	Date		Sheet